



RFV/EC Roof fan

The power of AIR



Application

Roof fans, exhaust RFV/EC are designed for ventilation systems of buildings with low levels of air pollution. Designed for continuous operation. They are used:


- in exhaust systems of residential buildings,
- supermarkets, industrial halls, workshops, warehouses,
- toilets, garages, parking lots, outhouse.

Construction

- rotors with backward blades are made of plastic or galvanized steel (depending on the model),
- the base is made of aluminum sheet,
- housing are made of aluminum sheet,
- fans are designed for vertical work,
- suitable for mounting on flat roofs,
- working temperature -40°C to +80°C, depending on model,
- RFV/EC EIS - version with electric isolation switch.

Motor

- EC motor,
- power supply - single-phase 230V, 50Hz or three-phase 400V (depending on model),
- 0-10VDC control input, which enables smooth rotation control,
- insulation class B (models 125S/L, 125S/H, 160S/L and 250S/L),
- insulation class F (models 125S/H, 160S/H, 200S, 250S/H, 315S, 315T, 355T, 400T, 450T i 500T),
- degree of protection IP44 (models 125S/L, 125S/H, 160S/L and 250S/L),
- degree of protection IP54 (models 125S/H, 160S/H, 200S, 250S/H, 315S, 315T, 355T, 400T, 450T i 500T).
- MODBUS RTU communication, see table below.



Protective mesh

Cable gland

RFV/EC EIS - version with electric isolation switch

RELATED PRODUCTS



RF
Roof fan with horizontal outlet




RF/EC
Roof fan with horizontal outlet




RFV
Roof fan with vertical outlet



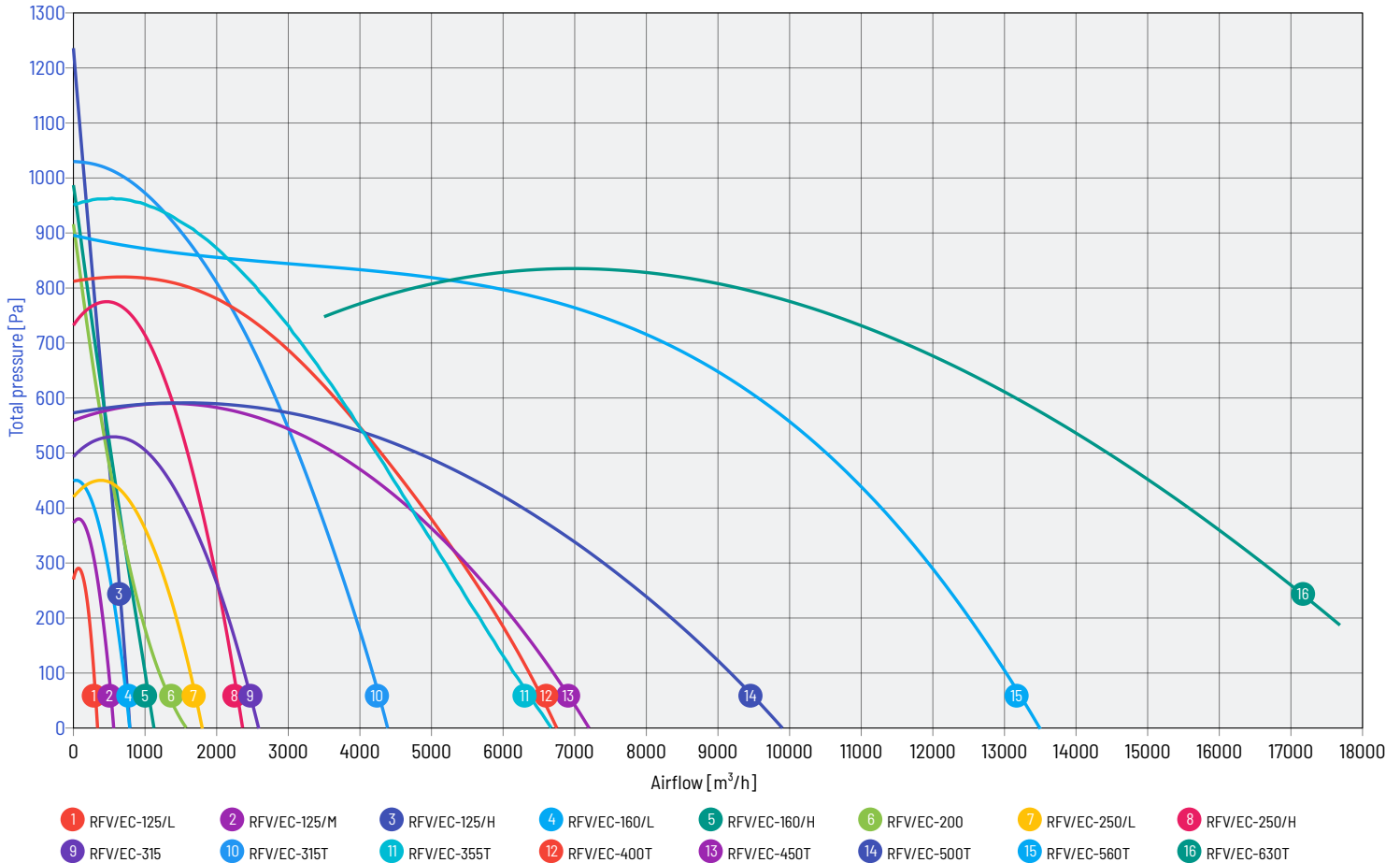


NOMINAL DATA

type	airflow max	pressure max	speed	voltage rated	current max abs.**	power max abs.	sound power level*	sound pressure level*	temp. operating min / max	weight	article number	modbus RTU art. no. with converter	art. no. with electrical isolation switch
RFV/EC-125S/L	325 m³/h	292 Pa	2 979 rpm	1~230 V	0,34 A	34 W	63 dB(A)	43 dB(A)	-20 / 60 °C	3,5 kg	43522960	45035980	43522960-16
RFV/EC-125S/M	540 m³/h	379 Pa	2 973 rpm	1~230 V	0,6 A	64 W	69 dB(A)	49 dB(A)	-20 / 60 °C	3,5 kg	43522962	45036019	43522962-16
RFV/EC-125S/H	775 m³/h	1 234 Pa	4 240 rpm	1~230 V	1,5 A	172 W	67 dB(A)	47 dB(A)	-15 / 60 °C	3,6 kg	43522964	45036770	43522964-16
RFV/EC-160S/L	830 m³/h	449 Pa	2 830 rpm	1~230 V	1,1 A	117 W	78 dB(A)	58 dB(A)	-20 / 40 °C	4,0 kg	43522966	45036025	43522966-16
RFV/EC-160S/H	1 070 m³/h	990 Pa	2 860 rpm	1~230 V	1,5 A	170 W	63 dB(A)	43 dB(A)	-30 / 60 °C	4,0 kg	43522968	45036780	43522968-16
RFV/EC-200S	1 640 m³/h	933 Pa	2 680 rpm	1~230 V	1,55 A	170 W	64 dB(A)	44 dB(A)	-15 / 60 °C	5,4 kg	43522970	45036790	43522970-16
RFV/EC-250S/L	1 780 m³/h	448 Pa	2 060 rpm	1~230 V	1,1 A	249 W	77 dB(A)	57 dB(A)	-20 / 60 °C	8,5 kg	43522972	45036046	43522972-16
RFV/EC-250S/H	2 325 m³/h	765 Pa	2 580 rpm	1~230 V	1,85 A	401 W	77 dB(A)	57 dB(A)	-20 / 60 °C	9,0 kg	43522974	built in	43522974-16
RFV/EC-315S	2 540 m³/h	531 Pa	2 010 rpm	1~230 V	1,58 A	328 W	65 dB(A)	45 dB(A)	-15 / 60 °C	11,0 kg	43522976	built in	43522976-16
RFV/EC-315T	4 370 m³/h	1 030 Pa	2 500 rpm	3~400 V	1,9 A	1 113 W	81 dB(A)	61 dB(A)	-15 / 60 °C	12,7 kg	43522978	built in	43522978-16
RFV/EC-355T	6 700 m³/h	980 Pa	2 100 rpm	3~400 V	2,3 A	1 370 W	70 dB(A)	50 dB(A)	-15 / 60 °C	23,0 kg	43522981	built in	43522981-16
RFV/EC-400T	6 740 m³/h	820 Pa	1 800 rpm	3~400 V	2,3 A	1 380 W	71 dB(A)	51 dB(A)	-15 / 60 °C	26,0 kg	43522983	built in	43522983-16
RFV/EC-450T	7 220 m³/h	595 Pa	1 400 rpm	3~400 V	1,9 A	1 145 W	75 dB(A)	55 dB(A)	-15 / 40 °C	28,0 kg	43522985	built in	43522985-16
RFV/EC-500T	9 800 m³/h	590 Pa	1 230 rpm	3~400 V	2,3 A	1 405 W	71 dB(A)	51 dB(A)	-20 / 60 °C	38,0 kg	43522987	built in	43522987-16
RFV/EC-560T	13 450 m³/h	910 Pa	1 770 rpm	3~400 V	4,66 A	3 065 W	84 dB(A)	67 dB(A)	-15 / 60 °C	48,0 kg	43522995	built in	43522995-16
RFV/EC-630T	17 700 m³/h	605 Pa	1 230 rpm	3~400 V	8,0 A	4 000 W	81 dB(A)	61 dB(A)	-20 / 60 °C	48,0 kg	43522989	built in	43522989-16

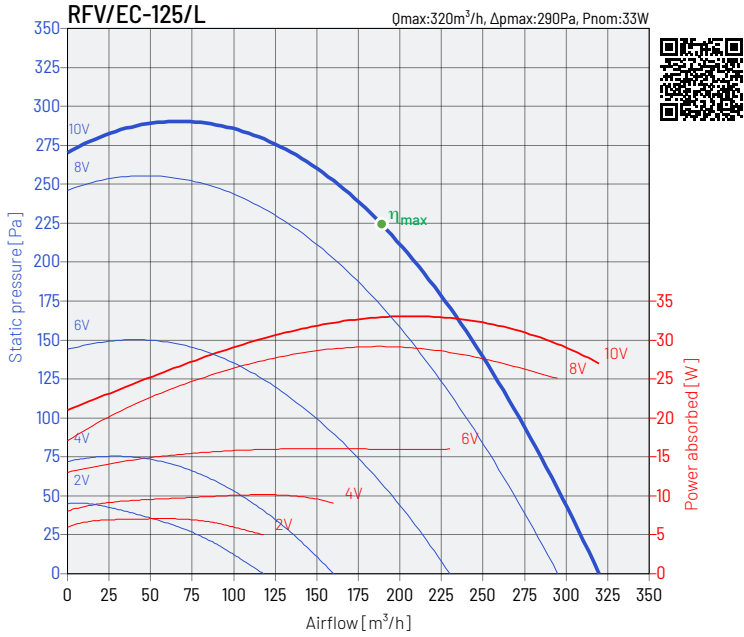
* Measurement made at a distance of 1.5m from the outlet, for $Q = 2/3 * Q_{max}$
 ** value of the rated current may vary depending on the manufacturer of the electric motor used.

PERFORMANCE CHARACTERISTICS OF THE FANS

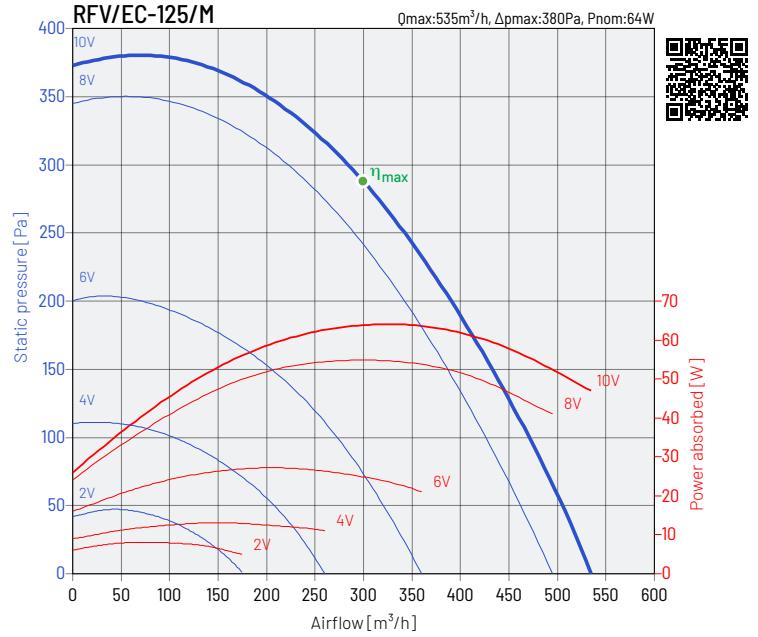




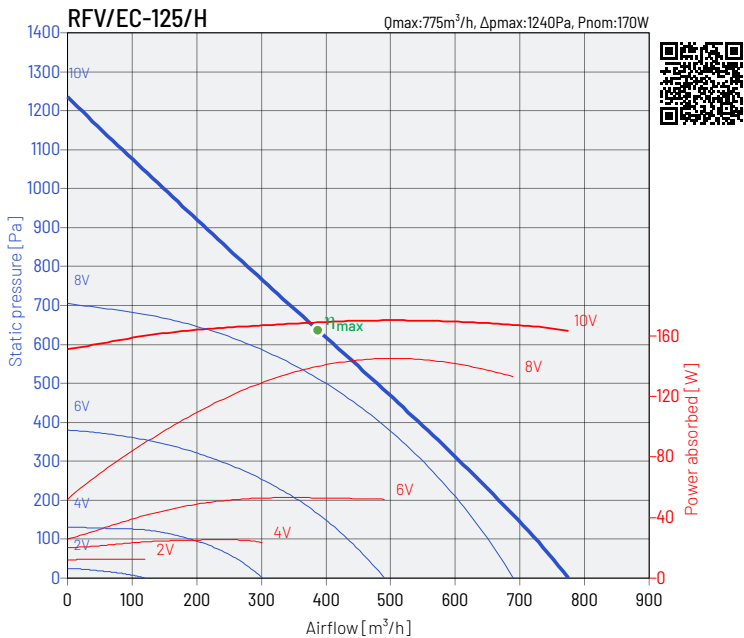
PERFORMANCE CHARACTERISTICS OF THE FANS



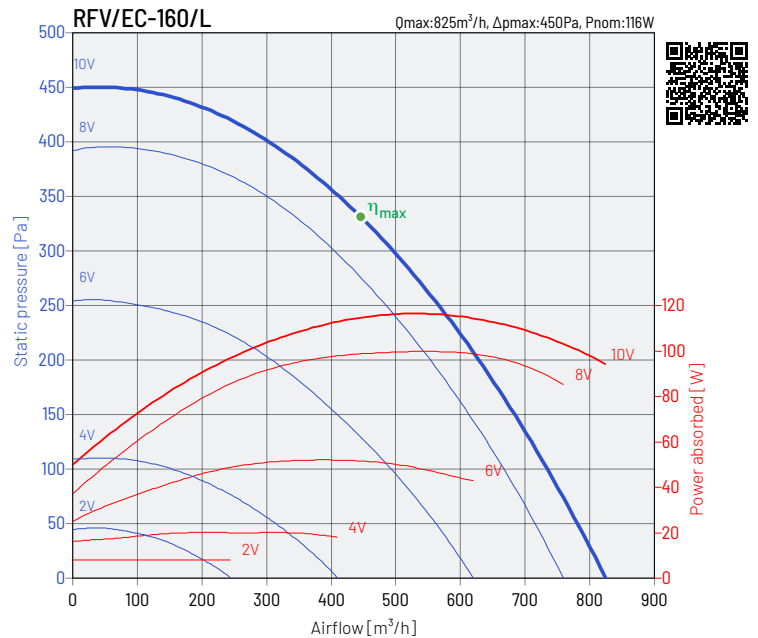
working point		63 Hz	125 Hz	250 Hz	500 Hz	1000 Hz	2000 Hz	4000 Hz	8000 Hz	L_{wa}
1	inlet	33	48	60	61	64	65	59	55	70
	outlet	36	44	60	63	66	70	67	58	74
2	inlet	34	44	53	57	58	59	55	47	64
	outlet	35	43	54	58	59	64	60	48	67
3	inlet	35	46	57	59	59	57	52	45	65
	outlet	36	46	58	61	60	63	57	44	67



working point		63 Hz	125 Hz	250 Hz	500 Hz	1000 Hz	2000 Hz	4000 Hz	8000 Hz	L_{wa}
1	inlet	38	51	61	64	68	68	66	59	73
	outlet	41	48	63	65	70	75	70	62	78
2	inlet	37	48	59	61	64	64	63	52	70
	outlet	38	48	60	62	66	70	68	55	74
3	inlet	39	51	63	64	65	64	58	50	70
	outlet	39	51	63	65	67	70	63	53	74



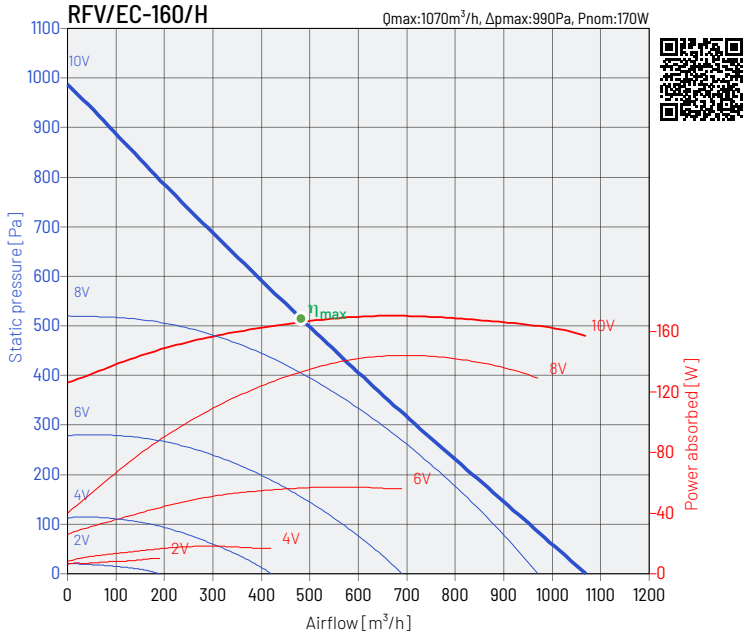
working point		63 Hz	125 Hz	250 Hz	500 Hz	1000 Hz	2000 Hz	4000 Hz	8000 Hz	L_{wa}
1	inlet	46	51	62	69	74	75	68	67	79
	outlet	45	51	62	69	73	77	73	69	80
2	inlet	40	44	59	66	71	72	66	64	76
	outlet	41	46	56	63	68	73	69	63	76
3	inlet	47	49	61	65	69	69	62	59	74
	outlet	50	51	61	67	71	73	69	63	77



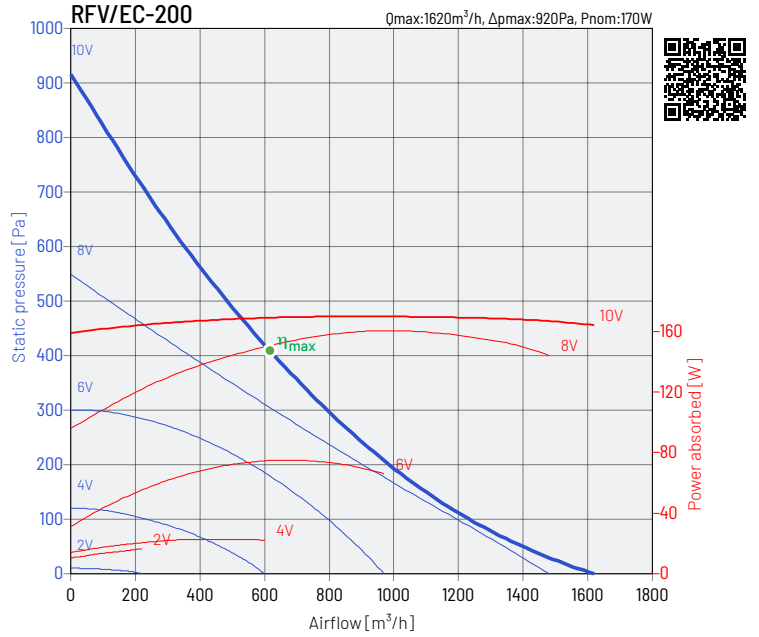
working point		63 Hz	125 Hz	250 Hz	500 Hz	1000 Hz	2000 Hz	4000 Hz	8000 Hz	L_{wa}
1	inlet	51	55	66	71	75	72	70	71	79
	outlet	50	58	74	77	81	79	73	72	85
2	inlet	51	54	65	70	72	70	68	68	77
	outlet	51	57	74	75	79	76	70	68	83
3	inlet	51	54	65	69	70	68	66	61	75
	outlet	48	56	72	73	77	73	68	62	81



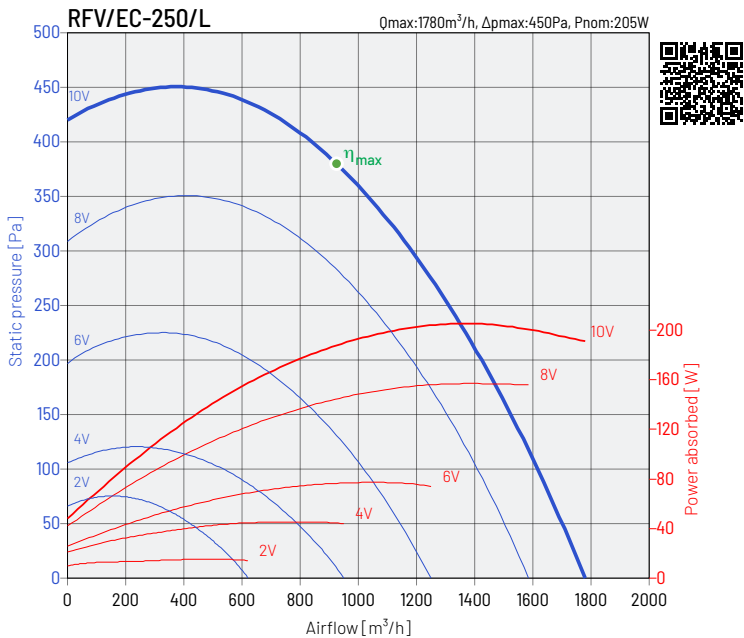
PERFORMANCE CHARACTERISTICS OF THE FANS



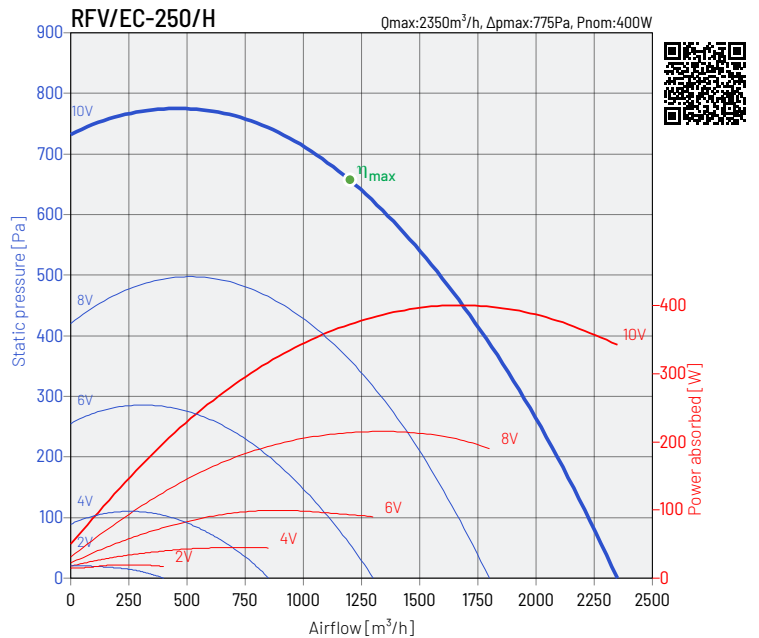
working point		63 Hz	125 Hz	250 Hz	500 Hz	1000 Hz	2000 Hz	4000 Hz	8000 Hz	L_{wa}
1	inlet	41	49	63	70	75	75	72	70	80
	outlet	46	51	64	78	82	81	75	72	86
2	inlet	31	40	60	67	73	73	71	66	78
	outlet	40	45	60	72	80	79	74	63	83
3	inlet	37	47	58	66	72	72	70	62	77
	outlet	37	48	57	60	77	79	74	57	82



working point		63 Hz	125 Hz	250 Hz	500 Hz	1000 Hz	2000 Hz	4000 Hz	8000 Hz	L_{wa}
1	inlet	41	48	59	63	66	66	66	72	75
	outlet	39	50	60	65	70	73	68	72	78
2	inlet	36	45	54	58	61	61	61	64	69
	outlet	34	46	55	60	65	68	64	64	72
3	inlet	38	48	54	58	59	58	56	50	65
	outlet	37	49	55	59	63	65	60	53	69



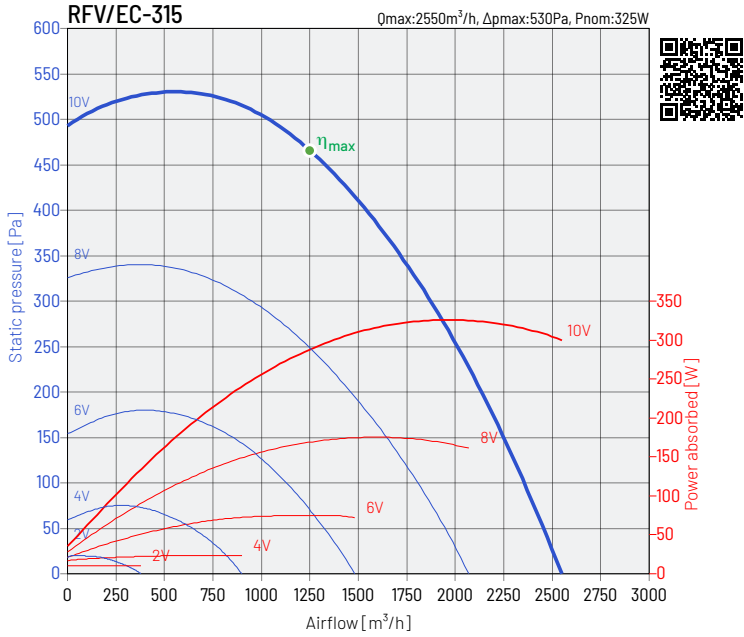
working point		63 Hz	125 Hz	250 Hz	500 Hz	1000 Hz	2000 Hz	4000 Hz	8000 Hz	L_{wa}
1	inlet	51	55	66	71	75	72	70	71	79
	outlet	50	58	74	77	81	79	73	72	85
2	inlet	51	54	65	70	72	70	68	68	77
	outlet	51	57	74	75	79	76	70	68	83
3	inlet	51	54	65	69	70	68	66	61	75
	outlet	48	56	72	79	77	73	68	62	82



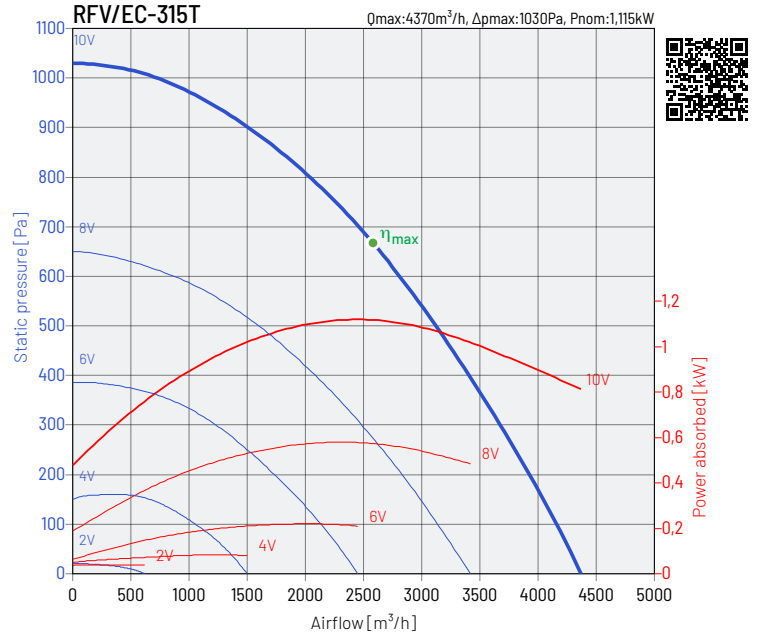
working point		63 Hz	125 Hz	250 Hz	500 Hz	1000 Hz	2000 Hz	4000 Hz	8000 Hz	L_{wa}
1	inlet	42	52	69	71	74	73	71	67	79
	outlet	40	51	69	78	81	81	79	70	86
2	inlet	43	51	64	67	70	69	65	59	75
	outlet	43	53	65	76	78	77	75	67	83
3	inlet	46	49	71	69	68	68	65	57	76
	outlet	46	52	77	75	77	76	74	65	83



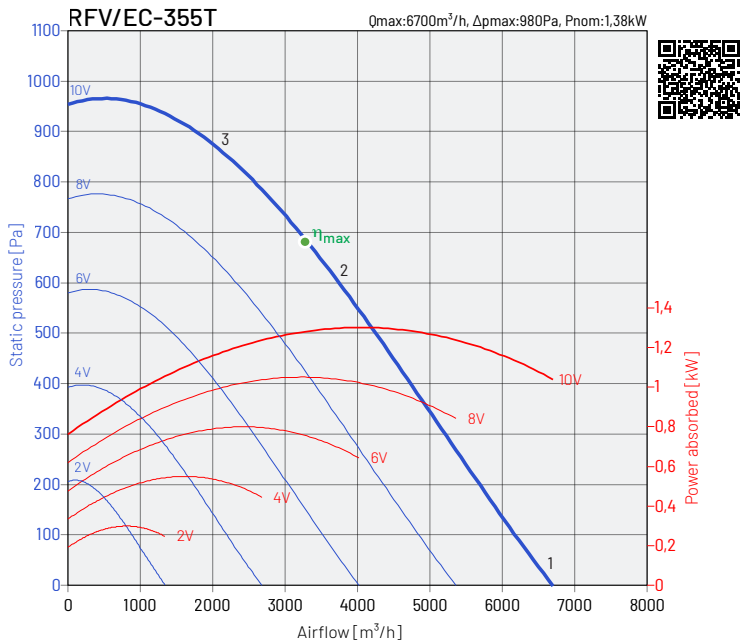
PERFORMANCE CHARACTERISTICS OF THE FANS



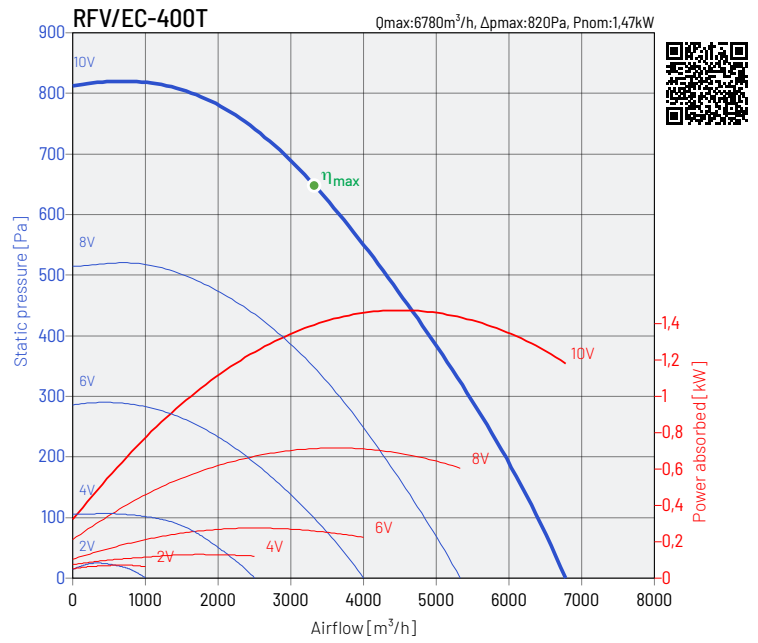
working point		63 Hz	125 Hz	250 Hz	500 Hz	1000 Hz	2000 Hz	4000 Hz	8000 Hz	L_{wa}
1	inlet	40	52	59	64	61	59	58	59	68
	outlet	39	55	61	67	68	68	63	60	73
2	inlet	39	48	54	59	56	54	51	50	63
	outlet	38	51	56	62	63	62	56	51	68
3	inlet	53	60	64	64	60	58	54	48	69
	outlet	53	62	66	67	67	64	57	50	73



working point		63 Hz	125 Hz	250 Hz	500 Hz	1000 Hz	2000 Hz	4000 Hz	8000 Hz	L_{wa}
1	inlet	45	59	67	74	71	69	68	63	78
	outlet	45	61	71	77	80	78	73	66	84
2	inlet	49	58	65	71	68	64	60	58	74
	outlet	49	60	68	75	78	76	69	61	82
3	inlet	56	64	69	73	68	66	61	56	76
	outlet	55	67	73	76	77	76	70	61	82



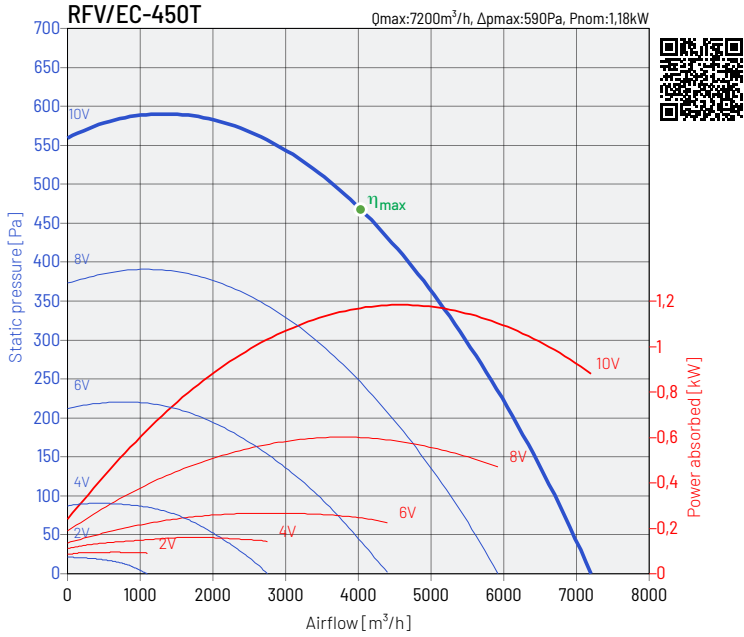
working point		63 Hz	125 Hz	250 Hz	500 Hz	1000 Hz	2000 Hz	4000 Hz	8000 Hz	L_{wa}
1	inlet	47	61	71	76	72	70	70	62	80
	outlet	47	64	73	80	82	78	76	67	86
2	inlet	45	57	67	70	66	63	61	55	74
	outlet	45	58	69	74	77	72	67	59	80
3	inlet	53	63	70	72	68	66	62	56	76
	outlet	54	67	73	76	77	74	69	61	82



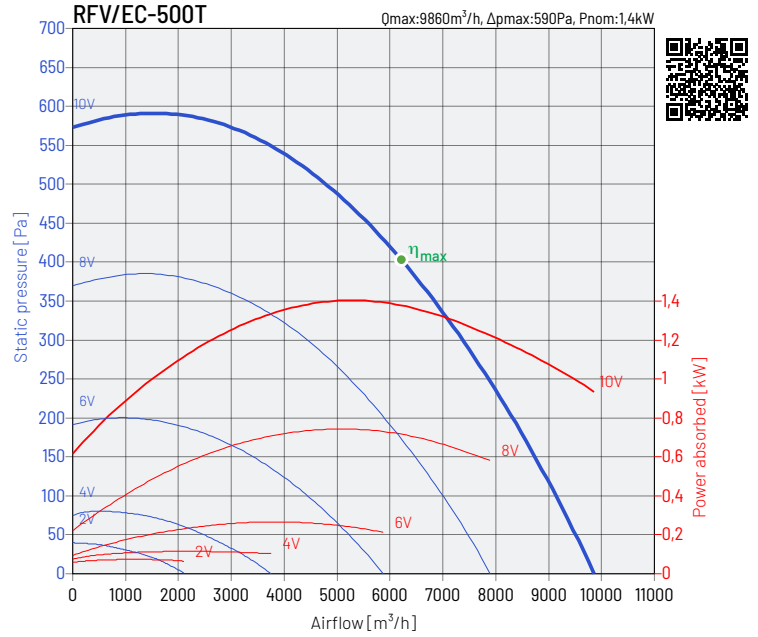
working point		63 Hz	125 Hz	250 Hz	500 Hz	1000 Hz	2000 Hz	4000 Hz	8000 Hz	L_{wa}
1	inlet	48	63	73	76	72	72	69	62	80
	outlet	49	68	76	81	83	78	74	65	87
2	inlet	49	62	74	72	68	65	61	58	77
	outlet	49	63	75	78	79	73	67	60	83
3	inlet	53	66	76	73	70	67	62	58	79
	outlet	54	68	78	79	78	73	68	60	84



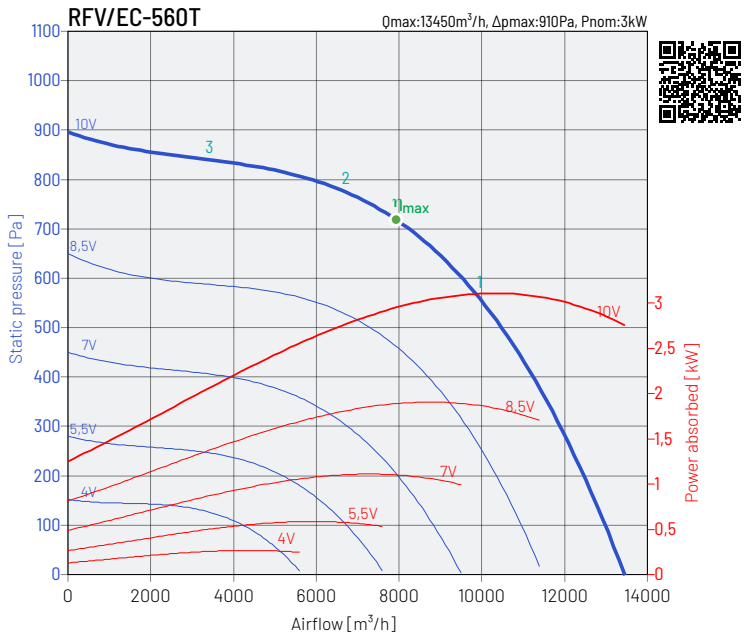
PERFORMANCE CHARACTERISTICS OF THE FANS



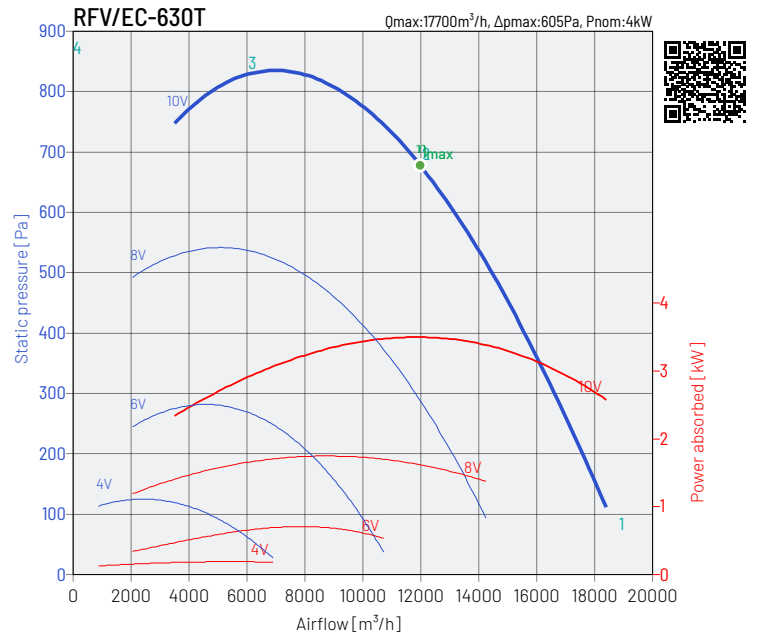
working point		63 Hz	125 Hz	250 Hz	500 Hz	1000 Hz	2000 Hz	4000 Hz	8000 Hz	L_{wa}
1	inlet	46	62	69	71	67	68	66	67	76
	outlet	47	64	72	77	77	74	72	66	82
2	inlet	45	62	67	67	64	62	58	61	72
	outlet	45	62	70	73	73	67	63	59	78
3	inlet	51	63	69	68	66	63	59	55	74
	outlet	51	64	73	74	72	68	63	56	79



working point		63 Hz	125 Hz	250 Hz	500 Hz	1000 Hz	2000 Hz	4000 Hz	8000 Hz	L_{wa}
1	inlet	46	65	69	69	67	68	66	72	77
	outlet	49	65	73	76	77	74	71	70	82
2	inlet	44	62	65	64	64	60	56	61	71
	outlet	45	61	68	72	71	65	61	60	76
3	inlet	54	63	69	65	65	61	57	54	73
	outlet	55	65	72	72	71	67	62	56	77



working point		63 Hz	125 Hz	250 Hz	500 Hz	1000 Hz	2000 Hz	4000 Hz	8000 Hz	L_{wa}
1	inlet	49	60	74	79	78	77	76	73	84
	outlet	68	67	81	82	85	84	81	75	90
2	inlet	49	55	69	74	75	74	72	65	80
	outlet	54	59	75	78	81	81	78	71	86
3	inlet	70	72	76	79	79	79	74	65	85
	outlet	70	75	80	81	85	82	79	69	89



working point		63 Hz	125 Hz	250 Hz	500 Hz	1000 Hz	2000 Hz	4000 Hz	8000 Hz	L_{wa}
1	inlet	66	73	76	79	81	80	73	66	86
	outlet	68	76	80	83	82	77	70	61	87
2	inlet	45	61	66	69	74	77	76	69	81
	outlet	51	68	67	74	77	79	78	67	84
3	inlet	47	64	68	72	75	77	81	86	88
	outlet	53	71	73	78	79	80	80	81	87



ECO PROJECT

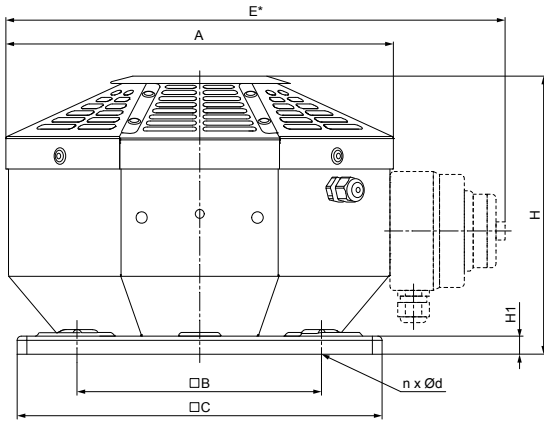
Type	RFV/EC-125/L	RFV/EC-125/M	RFV/EC-125/H	RFV/EC-160/L	RFV/EC-160/H
a Supplier name	VENTURE INDUSTRIES	VENTURE INDUSTRIES	VENTURE INDUSTRIES	VENTURE INDUSTRIES	VENTURE INDUSTRIES
b Article number	43522960	43522962	43522964	43522966	43522968
c Device category	NRVU	NRVU	NRVU	NRVU	NRVU
c Device type	UVU	UVU	UVU	UVU	UVU
d Type of drive	VSD	VSD	VSD	VSD	VSD
e Type of heat recovery system	not applicable	not applicable	not applicable	not applicable	not applicable
f Thermal efficiency of heat recovery [%]	not applicable	not applicable	not applicable	not applicable	not applicable
g Reference flow rate in NRVU [m³/s]	0,06	0,09	0,14	0,16	0,21
h Electric power input [kW]	0,03	0,06	0,17	0,13	0,17
i SFPint [W/(m²/s)]	566	708	1179	816	796
j Face velocity [m/s]	0,39	0,58	0,95	0,88	1,2
k Δps, ext [Pa]	162	305	480	305	380
l Δps, int [Pa]	not applicable	not applicable	not applicable	not applicable	not applicable
m Δps, add [Pa]	not applicable	not applicable	not applicable	not applicable	not applicable
n Static efficiency of fans [%]	31,00%	36,00%	40,00%	36,00%	47,00%
o Maximum external leakage rate [%]	0	0	0	0	0
p Energy performance	not applicable	not applicable	not applicable	not applicable	not applicable
q Visual filter warning	not applicable	not applicable	not applicable	not applicable	not applicable
r L _{WA} [dB(A)]	67	68	77	70	74
s Internet address	www.ventur.eu	www.ventur.eu	www.ventur.eu	www.ventur.eu	www.ventur.eu

Type	RFV/EC-200	RFV/EC-250/L	RFV/EC-250/H	RFV/EC-315	RFV/EC-315T
a Supplier name	VENTURE INDUSTRIES	VENTURE INDUSTRIES	VENTURE INDUSTRIES	VENTURE INDUSTRIES	VENTURE INDUSTRIES
b Article number	43522970	43522972	43522974	43522976	43522978
c Device category	NRVU	NRVU	NRVU	NRVU	NRVU
c Device type	UVU	UVU	UVU	UVU	UVU
d Type of drive	VSD	VSD	VSD	VSD	VSD
e Type of heat recovery system	not applicable	not applicable	not applicable	not applicable	not applicable
f Thermal efficiency of heat recovery [%]	not applicable	not applicable	not applicable	not applicable	not applicable
g Reference flow rate in NRVU [m³/s]	0,23	0,36	0,53	0,61	0,85
h Electric power input [kW]	0,15	0,22	0,44	1,24	1,24
i SFPint [W/(m²/s)]	680	606	833	2027	1468
j Face velocity [m/s]	1,02	1,58	2,33	2,38	3,29
k Δps, ext [Pa]	350	270	363	340	692
l Δps, int [Pa]	not applicable	not applicable	not applicable	not applicable	not applicable
m Δps, add [Pa]	not applicable	not applicable	not applicable	not applicable	not applicable
n Static efficiency of fans [%]	45,00%	45,00%	53,00%	53,00%	50,00%
o Maximum external leakage rate [%]	0	0	0	0	0
p Energy performance	not applicable	not applicable	not applicable	not applicable	not applicable
q Visual filter warning	not applicable	not applicable	not applicable	not applicable	not applicable
r L _{WA} [dB(A)]	71	73	79	67	78
s Internet address	www.ventur.eu	www.ventur.eu	www.ventur.eu	www.ventur.eu	www.ventur.eu

Type	RFV/EC-355T	RFV/EC-400T	RFV/EC-450T	RFV/EC-500T	RFV/EC-560T
a Supplier name	VENTURE INDUSTRIES	VENTURE INDUSTRIES	VENTURE INDUSTRIES	VENTURE INDUSTRIES	VENTURE INDUSTRIES
b Article number	43522981	43522983	43522985	43522987	43522995
c Device category	NRVU	NRVU	NRVU	NRVU	NRVU
c Device type	UVU	UVU	UVU	UVU	UVU
d Type of drive	VSD	VSD	VSD	VSD	VSD
e Type of heat recovery system	not applicable	not applicable	not applicable	not applicable	not applicable
f Thermal efficiency of heat recovery [%]	not applicable	not applicable	not applicable	not applicable	not applicable
g Reference flow rate in NRVU [m³/s]	1,17	1,28	1,47	2,08	2,17
h Electric power input [kW]	1,34	1,61	1,25	1,61	2,92
i SFPint [W/(m²/s)]	1151	1263	848	773	1347
j Face velocity [m/s]	3,68	3,58	3,72	4,69	5,32
k Δps, ext [Pa]	530	450	370	350	720
l Δps, int [Pa]	not applicable	not applicable	not applicable	not applicable	not applicable
m Δps, add [Pa]	not applicable	not applicable	not applicable	not applicable	not applicable
n Static efficiency of fans [%]	45,00%	45,00%	47,00%	48,00%	53,4
o Maximum external leakage rate [%]	0	0	0	0	0
p Energy performance	not applicable	not applicable	not applicable	not applicable	not applicable
q Visual filter warning	not applicable	not applicable	not applicable	not applicable	not applicable
r L _{WA} [dB(A)]	74	78	74	73	80
s Internet address	www.ventur.eu	www.ventur.eu	www.ventur.eu	www.ventur.eu	www.ventur.eu



DIMENSIONS


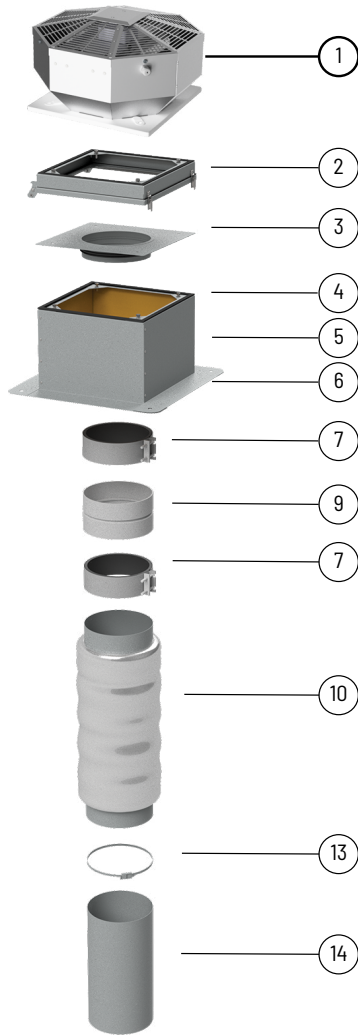


type	A mm	B mm	C mm	H mm	H1 mm	n	Ød mm	E* mm
RFV/EC-125S/x	320	245	300	229	15	4	10	418
RFV/EC-160S/x	320	245	300	229	15	4	10	418
RFV/EC-200S	425	330	435	230	15	4	12	511
RFV/EC-250S/x	480	330	435	301	15	4	12	578
RFV/EC-315x	550	330	435	308	15	4	12	648
RFV/EC-355T	680	450	560	390	15	4	12	709
RFV/EC-400T	685	450	560	390	15	4	12	706
RFV/EC-450T	750	535	630	421	15	4	12	767
RFV/EC-500T	845	590	710	461	17	4	12	861
RFV/EC-560T	956	750	900	552	43	4	14	956
RFV/EC-630T	1121	750	900	630	43	4	14	1121

* applies to models with electrical isolation switch.



MOUNTING ACCESSORIES - Mounting type A




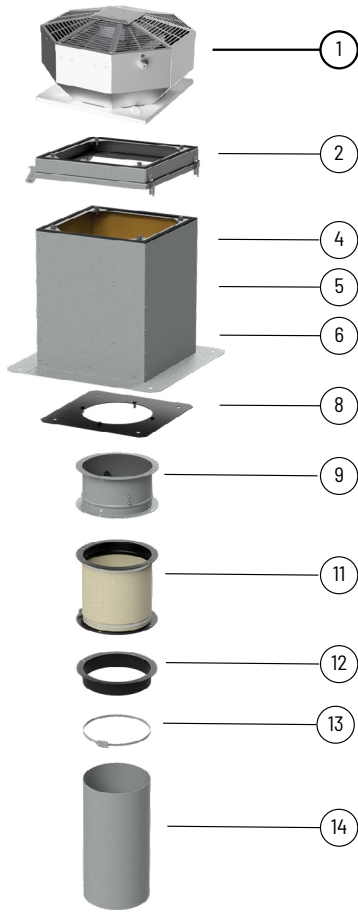
1	2	3	4	5	6
type	swing module U	plate with stub PZK	flat roof up RSS	flat roof up RS	flat roof up RSA
RFV/EC-125	U 300	PZK-125	RSS 300	RS 300	RSA 300
RFV/EC-160	U 300	PZK-160	RSS 300	RS 300	RSA 300
RFV/EC-200	U 435	PZK-200	RSS 435	RS 435	RSA 435
RFV/EC-250	U 435	PZK-250	RSS 435	RS 435	RSA 435
RFV/EC-315	U 435	PZK-315	RSS 435	RS 435	RSA 435
RFV/EC-355	U 560	-	RSS 560	RS 560	RSA 560
RFV/EC-400	U 560	-	RSS 560	RS 560	RSA 560
RFV/EC-450	U 630	-	RSS 630	RS 630	RSA 630
RFV/EC-500	U 710	-	RSS 710	RS 710	RSA 710
RFV/EC-560	U 905	-	RSS 905	RS 905	RSA 905
RFV/EC-630	U 905	-	RSS 905	RS 905	RSA 905



7	9	10	13	14	
type	anti-vibration bandage ACOP PL	backflow preventer CAR-PL	duct silencer AKU-COMP	duct clips SBF	ventilation duct VENTAL
RFV/EC-125	ACOP PL 125	CAR-PL 125	AKU-COMP 125	SBF 60-135	VENTAL 127
RFV/EC-160	ACOP PL 160	CAR-PL 160	AKU-COMP 160	SBF 60-165	VENTAL 165
RFV/EC-200	ACOP PL 200	CAR-PL 200	AKU-COMP 200	SBF 60-215	VENTAL 203
RFV/EC-250	ACOP PL 250	CAR-PL 250	AKU-COMP 250	SBF 60-325	VENTAL 254
RFV/EC-315	ACOP PL 315	CAR-PL 315	AKU-COMP 315	SBF 60-325	VENTAL 315
RFV/EC-355	-	-	-	-	-
RFV/EC-400	-	-	-	-	-
RFV/EC-450	-	-	-	-	-
RFV/EC-500	-	-	-	-	-
RFV/EC-560	-	-	-	-	-
RFV/EC-630	-	-	-	-	-



MOUNTING ACCESSORIES - Mounting type B



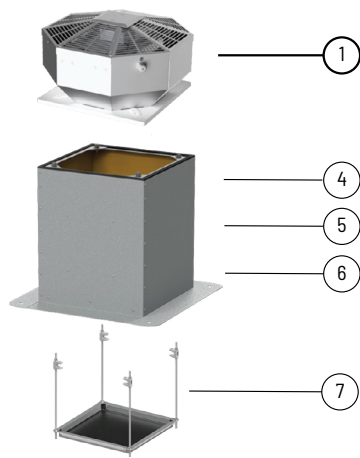
type	swing module U	flat roof up RSS	flat roof up RS	flat roof up RSA	mounting plate P
RFV/EC-125	U 300	RSS 300	RS 300	RSA 300	P 300
RFV/EC-160	U 300	RSS 300	RS 300	RSA 300	P 300
RFV/EC-200	U 435	RSS 435	RS 435	RSA 435	P 435
RFV/EC-250	U 435	RSS 435	RS 435	RSA 435	P 435
RFV/EC-315	U 435	RSS 435	RS 435	RSA 435	P 435
RFV/EC-355	U 560	RSS 560	RS 560	RSA 560	P 560
RFV/EC-400	U 560	RSS 560	RS 560	RSA 560	P 560
RFV/EC-450	U 630	RSS 630	RS 630	RSA 630	P 630
RFV/EC-500	U 710	RSS 710	RS 710	RSA 710	P 710
RFV/EC-560	U 905	RSS 905	RS 905	RSA 905	P 905
RFV/EC-630	U 905	RSS 905	RS 905	RSA 905	P 905



type	backdraught dumper KZD	flexible connector ZDPO	stub pipe K	duct clips SBF	ventilation duct VENTAL
RFV/EC-125	KZD 300	ZDPO 300	K 300	SBF 60-135	VENTAL 165
RFV/EC-160	KZD 300	ZDPO 300	K 300	SBF 60-165	VENTAL 165
RFV/EC-200	KZD 435	ZDPO 435	K 435	SBF 60-215	VENTAL 254
RFV/EC-250	KZD 435	ZDPO 435	K 435	SBF 60-325	VENTAL 254
RFV/EC-315	KZD 435	ZDPO 435	K 435	SBF 60-325	VENTAL 254
RFV/EC-355	KZD 560-N	ZDPO 560	K 560	-	-
RFV/EC-400	KZD 560-N	ZDPO 560	K 560	-	-
RFV/EC-450	KZD 630-N	ZDPO 630	K 630	-	-
RFV/EC-500	KZD 710-N	ZDPO 710	K 710	-	-
RFV/EC-560	KZD 905-N	ZDPO 905	K 905	-	-
RFV/EC-630	KZD 905-N	ZDPO 905	K 905	-	-



MOUNTING ACCESSORIES - Mounting type C



	1	4	5	6	7
type	flat roof up RSS	flat roof up RS	flat roof up RSA	flat roof up RSA	drip tray T
RFV/EC-125	RSS 300	RS 300	RSA 300	RSA 300	T 300
RFV/EC-160	RSS 300	RS 300	RSA 300	RSA 300	T 300
RFV/EC-200	RSS 435	RS 435	RSA 435	RSA 435	T 435
RFV/EC-250	RSS 435	RS 435	RSA 435	RSA 435	T 435
RFV/EC-315	RSS 435	RS 435	RSA 435	RSA 435	T 435
RFV/EC-355	RSS 560	RS 560	RSA 560	RSA 560	T 560
RFV/EC-400	RSS 560	RS 560	RSA 560	RSA 560	T 560
RFV/EC-450	RSS 630	RS 630	RSA 630	RSA 630	T 630
RFV/EC-500	RSS 710	RS 710	RSA 710	RSA 710	T 710
RFV/EC-560	RSS 905	RS 905	RSA 905	RSA 905	T 905
RFV/EC-630	RSS 905	RS 905	RSA 905	RSA 905	T 905

Article numbers

43527200 U 300	43526510 RSS 300	40521815 ACOP PL 125	40521020-01 CAR-PL 125	40521520 AKU-COMP 125	18520165-01 SBF 60-165
43527210 U 435	43526520 RSS 435	40521820 ACOP PL 160	40521030-01 CAR-PL 160	40521530 AKU-COMP 160	18520215-01 SBF 60-215
43527220 U 560	43526530 RSS 560	40521825 ACOP PL 200	40521040-01 CAR-PL 200	40521540 AKU-COMP 200	18520325-01 SBF 60-325
43527230 U 630	43526540 RSS 630	40521830 ACOP PL 250	40521050-01 CAR-PL 250	40521550 AKU-COMP 250	11027127 VENTAL 127
43527240 U 710	43526550 RSS 710	40521835 ACOP PL 315	40521060-01 CAR-PL 315	40521560 AKU-COMP 315	11027165 VENTAL 165
43527250 U 905	43526560 RSS 905	43526300 P 300	43527300 KZD 300	43527400 ZDPO 300	11027203 VENTAL 203
43528610 PZK-125	43526711 RS 300	43526310 P 435	43527310 KZD 435	43527410 ZDPO 435	11027254 VENTAL 254
43528620 PZK-160	43526020 RS 435	43526320 P 560	43527320 KZD 560	43527420 ZDPO 560	11027315 VENTAL 315
43528630 PZK-200	43526030 RS 560	43526330 P 630	43527330 KZD 630	43527430 ZDPO 630	43527500 T 300
43528640 PZK-250	43526040 RS 630	43526340 P 710	43527340 KZD 710	43527440 ZDPO 710	43527510 T 435
43528650 PZK-315	43526050 RS 710	43526350 P 905	43527350 KZD 905	43527450 ZDPO 905	43527520 T 560
	43526060 RS 905			43526400 K 300	43527530 T 630
	43526110 RSA 300			43526410 K 435	43527540 T 710
	43526120 RSA 435			43526420 K 560	43527550 T 905
	43526130 RSA 560			43526430 K 630	
	43526140 RSA 630			43526440 K 710	
	43526150 RSA 710			43526450 K 905	
	43526160 RSA 905				



ELECTRICAL ACCESSORIES



type	wall thermostat	duct thermostat	duct thermostat	air quality sensor	humidistat	thyristor regulator
	TS	TK-1	TK-21	SQA	HIG-2	REB ECOWATT
RFV/EC-125S/L	TS	TK-1	TK-21	SQA	HIG-2	REB ECOWATT
RFV/EC-125S/M	TS	TK-1	TK-21	SQA	HIG-2	REB ECOWATT
RFV/EC-125S/H	TS	TK-1	TK-21	SQA	HIG-2	REB ECOWATT
RFV/EC-160S/L	TS	TK-1	TK-21	SQA	HIG-2	REB ECOWATT
RFV/EC-160S/H	TS	TK-1	TK-21	SQA	HIG-2	REB ECOWATT
RFV/EC-200	TS	TK-1	TK-21	SQA	HIG-2	REB ECOWATT
RFV/EC-250S/L	TS	TK-1	TK-21	SQA	HIG-2	REB ECOWATT
RFV/EC-250S/H	TS	TK-1	TK-21	SQA	HIG-2	REB ECOWATT
RFV/EC-315	TS	TK-1	TK-21	SQA	HIG-2	REB ECOWATT
RFV/EC-315T	TS + DILM7-10	TK-1 + DILM7-10	TK-21 + DILM7-10	SQA + DILM7-10	HIG-2 + DILM7-10	REB ECOWATT
RFV/EC-355T	TS + DILM7-10	-	TK-21 + DILM7-10	SQA + DILM7-10	HIG-2 + DILM7-10	REB ECOWATT
RFV/EC-400T	TS + DILM7-10	-	TK-21 + DILM7-10	SQA + DILM7-10	HIG-2 + DILM7-10	REB ECOWATT
RFV/EC-450T	TS + DILM7-10	-	TK-21 + DILM7-10	SQA + DILM7-10	HIG-2 + DILM7-10	REB ECOWATT
RFV/EC-500T	TS + DILM7-10	-	TK-21 + DILM7-10	SQA + DILM7-10	HIG-2 + DILM7-10	REB ECOWATT
RFV/EC-560T	TS + DILM7-10	-	TK-21 + DILM7-10	SQA + DILM7-10	HIG-2 + DILM7-10	REB ECOWATT
RFV/EC-630T	TS + DILM7-10	-	TK-21 + DILM7-10	SQA + DILM7-10	HIG-2 + DILM7-10	REB ECOWATT

Article numbers

91040997 DILM7-10

40025345 TS

40025320 TK-21

40025140 SQA

40025150 HIG-2

40025005 REB ECOWATT